

Bath Circulator


















General Application


Internal/external temperature control: Spectrophotometer, refractometer, polarimeter, viscometer, fermenter, electrophoresis equipment, column chromatography, rotary evaporator etc.

	Description	Temp. Range (°C/°F)	Max. Temp. Stability (°C/°F)	Volume (L / cu ft)	Model	Page
Refrigerated & Heating	Program <ul style="list-style-type: none"> • 10 Programs & 10 Steps • Intuitive operation with color touch display 	-25 to 150 /-13 to 302 (RW3-25P) -35 to 150 /-31 to 302 (RW3-35P)	±0.05 / 0.09 at -10 °C	5, 10, 20, 30 / 0.2, 0.4, 0.7, 1.1	RW3-P	28
	General <ul style="list-style-type: none"> • Clear VFD & simple operation • Applies smart refrigeration system 	-25 to 150 /-13 to 302 (RW3-25) -35 to 150 /-31 to 302 (RW3-35)	±0.05 / 0.09 at -10°C	5, 10, 20, 30 / 0.2, 0.4, 0.7, 1.1	RW3	30
Heating	Program <ul style="list-style-type: none"> • 10 Programs & 10 Steps • Intuitive operation with color touch display 	Amb. +10 to 150 / Amb. +18 to 302	±0.05 / 0.09 at 50°C	5, 10, 20, 30 / 0.2, 0.4, 0.7, 1.1	CW3-P	32
	General <ul style="list-style-type: none"> • Clear VFD & simple operation • Detection and notification of temperature deviation 	Amb. +10 to 150 / Amb. +18 to 302	±0.05 / 0.09 at 50°C	5, 10, 20, 30 / 0.2, 0.4, 0.7, 1.1	CW3	32

※ The contents of the above and the contents of this catalog may differ depending on the specific model and conditions of use. For the information about the features and specifications that applying to each models, please check the information on the corresponding page of each models.

	Satisfaction with the requirements of European regulations and guidelines.		Real-time equipment monitoring and control system using mobile app.		Registered safety patent based on Jeio Tech's proprietary technology.
	Eco-friendly product that has passed environmental impact assessment tests.		Digital Input / Output for external device interlock control.		Intuitive operation with color touch display.
	Warning alarm in case of deviation of temperature control.		Possible to set end time or start time of device operation.		Control of temperature / humidity / rpm / time, etc. through dedicated program.
	PC communication via RS-232 / RS-485 / USB port.		More precise temperature control through 3-point temperature calibration.		Over temperature protection function.
	Alarm if the water is low level.		It memorizes the state of power failure and operates automatically when power is restored.		2 year warranty free A/S.

Bath Circulator



Innovative control system & design Application of specialized exclusive control system

> Selection of 2 control systems

Program Controller Type

- Program operation controller, 10 programs. (10 steps maximum)
- Intuitive operation with color touch display.

General Controller Type

- Controller for constant temperature value control and temperature deviation notification. (deviation limit/alarm delay setting)
- Precise and stable control of set temperature.

> Sharper screen display

Program type is applied to color touch display, general type is applied to clear VFD.

> Provision of remote equipment monitoring service (option)

Real-time monitoring of equipment operation status using smartphone. (when purchased LC GreenBox)

> More stable temperature control (RW3/CW3)

- Depending on the type of fluid used in the bath, three different auto-tuning values ($\Delta T1-3$) are saved.
- Auto-tuning is activated after 3 operating temperatures are inputted for each auto-tuning.

> Optimized temperature control

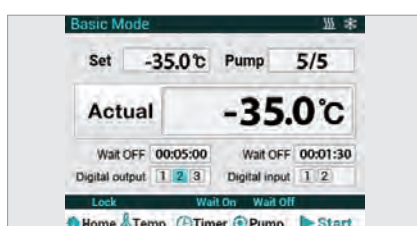
Auto-tuning function enables optimal control even when mainly used temperature or ambient conditions are frequently changed.

> 3-point temperature calibration function (RW3/CW3)

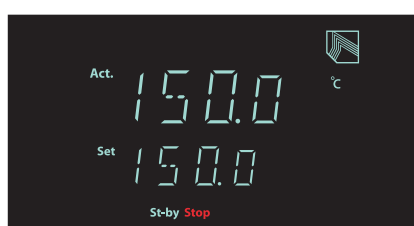
Temperature calibration of up to 3 points provides more reliable temperature control.

> Computer Interface (USB, RS-232)

Convenient remote control and data management on PC via built-in dedicated software.



Color touch display controller.



Clear VFD controller.



Provision of remote equipment monitoring service.



Provision of convenient and useful functions for actual use Applies Jeio Tech's patented safety system

- > **Convenient timer function provided**
Wait On/Wait Off is run after the set time elapses.
(Max. 999 hours and 59 minutes)
- > **Smart cooling control system**
According to the temperature, the flow of refrigerant is controlled.
The cooling speed from high temperature to room temperature is faster than previous product.
- > **Convenient solution discharge**
Drain valve is included as standard, making it both easy and convenient to discharge the solution in the bath.
- > **Stable performance of circulation pump**
Stable circulation pump with max. 0.4 bar pressure makes it easy to adjust pump speed in 5 steps.
- > **Top-grade protection system (Jeio Tech's patent)**
The safety device is configured to operate preferentially even if the malfunction is occurred in the device control unit.
- > **Shutdown function in case of over temperature**
Safe structure with shutdown function using over temperature limiter in case of overheating.
- > **Solution level detection**
Detects the level of solution in the bath and stops the device and notifying when the level is low.
- > **Prepared for unexpected power failure**
Auto-run function capable of selecting reoperation when power is restored after sudden power failure.

※ Some of the above contents are limited to specific models.



Sophisticated refrigerant volume control system.



Removable freezing condenser grill structure. (RW3)



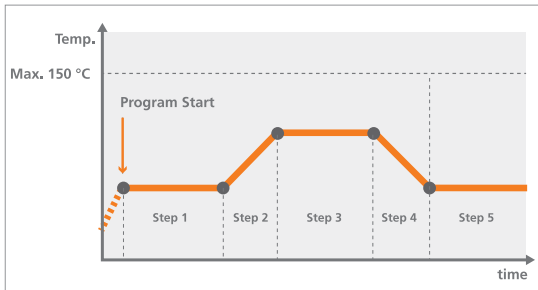
Convenient solution discharge (CW3) with drain valve located on the front.

Refrigerated & Heating Bath Circulator Program type

Convenient program control function

Program Type

- Possible to set and save 10 programs.
- Up to 10 steps can be set in the one program.
- Set time up to 99 hours and 59 minutes per step.
- Includes useful scheduler management functions such as program operation range and repeat interval setting.
- Program repetition possible up to 99 times.
- Provides temperature ramp control in program operation.
- Digital Input / Output function makes it easy to connect external equipment.
- Intuitive operation with color touch display.



RW3-0525P

with PPS (poly phenylene sulfide)
Bath Cover (standard)

Structural Functional Features

- Internal circulation and internal/external circulation of solution.
- Built-in bath cover with handle.
- Internal bath with seamless integral structure. (except RW3-3025P, 3035P models)
- Stainless steel material inside and at the top of the bath is excellent in terms of corrosion resistance and clean maintenance.
- Drain valve for easy draining of bath solution.
- Easy-to-clean refrigerator condenser filter.
- Equipped with easy-to-move/install caster.
- 8 models provided according to temperature range, capacity, etc.
- 5-steps pump speed adjustment with simple operation.
- Possible to check and control temperature of sample by connecting to device with an external sensor. (only available option when ordering)

Outstanding Safety

- Top-rated overheating protection system. (Registration KR 10-0397583)
- Over temperature limiting function. (Over Temperature Limiter)
- Prevention of mal-operation with controller lock function.
- Check and alert of temperature sensor abnormality.
- If an error occurs during operation, the details of the error are displayed on the screen and an alarm is sounded.
- Safe structure in which the heater, sensor, and pump inside the bath are separated by covering plates.

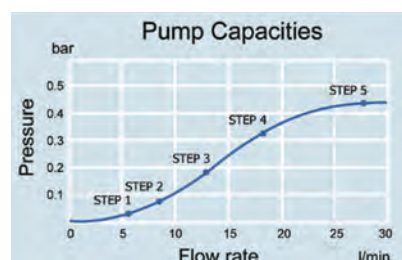
Use Convenience Features

- Temperature calibration of up to 3 points provides more reliable temperature control.
- Optimized control with auto-tuning.
- Wait On/Off timer. (up to 99 hours 59 minutes)
- Microprocessor PID method for precise temperature control.
- USB/RS-232 connection and software provide convenient computer operation and data management.
- Notification of low solution. (low level limiter)
- Automatic restart of operation when power is restored after power failure.
- Monitor via mobile app anytime, anywhere with LC Connected. (Requires LC GreenBox, option)

Pump Capacity

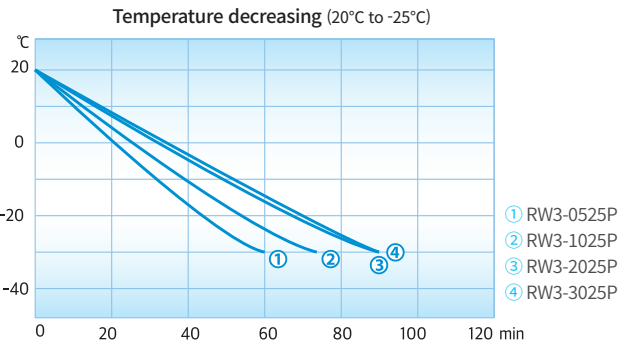
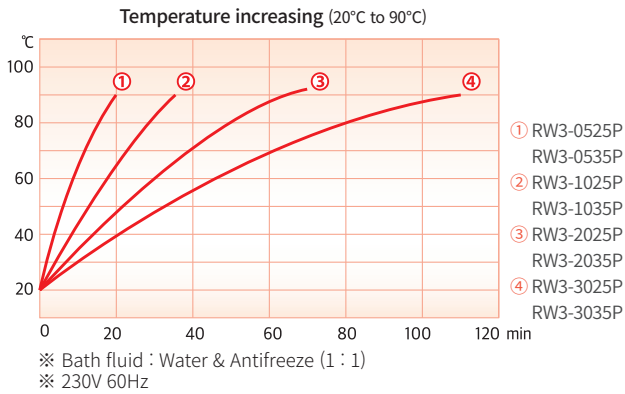
Pump Step	1	2	3	4	5
Max. pressure (psi)	0.5	1.1	2.4	4.9	5.9
Max. flow rate (L/min)	5.6	8.0	12.8	18.8	28.0

※ Bath fluid : Water





Heat-up Time, Cool-down Time



Specification

Model		RW3-0525P	RW3-1025P	RW3-2025P	RW3-3025P
Bath volume (L / cu ft)		5 / 0.2	10 / 0.4	20 / 0.7	30 / 1.1
Temperature	Working temp. range (°C / °F)	-25 to 150 / -13 to 302	-25 to 150 / -13 to 302	-25 to 150 / -13 to 302	-25 to 150 / -13 to 302
	Temp. stability ¹⁾ (±°C / °F)	0.05 / 0.09	0.05 / 0.09	0.05 / 0.09	0.05 / 0.09
Cooling capacity	at +20°C (+68°F), W	320	380	550	740
	at 0°C (+32°F), W	230	270	420	630
	at -20°C (-4°F), W	80	150	300	470
Dimension	Bath opening / depth (W x D x H, mm / inch)	150 x 99 x 160 / 5.9 x 3.9 x 6.3	211 x 154 x 180 / 8.3 x 6.1 x 7.1	290 x 214 x 200 / 11.4 x 8.4 x 7.9	300 x 264 x 230 / 11.8 x 10.4 x 9.1
	Exterior (W x D x H, mm / inch)	308 x 480 x 733 / 12.1 x 18.9 x 28.9	366 x 532 x 780 / 14.4 x 20.9 x 30.7	386 x 602 x 825 / 15.2 x 23.7 x 32.5	446 x 662 x 895 / 17.6 x 26.1 x 35.2
	Net weight (kg / lbs)	37 / 81.6	44 / 97	60 / 132.2	67 / 147.7
Electrical requirements (230V, A)		50/60Hz, 11	50/60Hz, 11	50/60Hz, 12.5	50Hz, 13.5 60Hz, 13.5
Cat. No.		AAH57642K	AAH57652K	AAH57662K	AAH57672K AAH57671K
Cat. No. (EU only)		AAH57645K	AAH57655K	AAH57665K	AAH57675K AAH57671K
Electrical requirements (120V, A)		60Hz, 12.6	60Hz, 12.6		
Cat. No.		AAH57643U	AAH57653U	-	-

Model		RW3-0535P	RW3-1035P	RW3-2035P	RW3-3035P
Bath volume (L / cu ft)		5 / 0.2	10 / 0.4	20 / 0.7	30 / 1.1
Temperature	Working temp. range (°C / °F)	-35 to 150 / -31 to 302	-35 to 150 / -31 to 302	-35 to 150 / -31 to 302	-35 to 150 / -31 to 302
	Temp. stability ¹⁾ (±°C / °F)	0.05 / 0.09	0.05 / 0.09	0.05 / 0.09	0.05 / 0.09
Cooling capacity	at +20°C (+68°F), W	280	450	800	880
	at 0°C (+32°F), W	150	330	660	700
	at -20°C (-4°F), W	80	150	400	440
Dimension	Bath opening / depth (W x D x H, mm / inch)	150 x 99 x 160 / 5.9 x 3.9 x 6.3	211 x 154 x 180 / 8.3 x 6.1 x 7.1	290 x 214 x 200 / 11.4 x 8.4 x 7.9	300 x 264 x 230 / 11.8 x 10.4 x 9.1
	Exterior (W x D x H, mm / inch)	308 x 480 x 733 / 12.1 x 18.9 x 28.9	366 x 532 x 780 / 14.4 x 20.9 x 30.7	386 x 602 x 825 / 15.2 x 23.7 x 32.5	446 x 662 x 895 / 17.6 x 26.1 x 35.2
	Net weight (kg / lbs)	38 / 83.8	44 / 97	60 / 132.2	67 / 147.7
Electrical requirements (230V, A)		50/60Hz, 12.5	50/60Hz, 12.5	50Hz, 13.5 60Hz, 13.5	50Hz, 14.5 60Hz, 14.5
Cat. No.		AAH57742K	AAH57752K	AAH57762K AAH57761K	AAH57772K AAH57771K
Cat. No. (EU only)		AAH57745K	AAH57755K	AAH57765K AAH57761K	AAH57775K AAH57771K

※ Technical data (according to DIN 12876)

※ In case using silicon oil, you need to exchange other material tube (inlet and out late part), such as copper tube, a teflon tube instead of a silicon tube in fitting.

1) Bath fluid : Ethanol at -10°C / 14°F

Refrigerated & Heating Bath Circulator

General type

Stable internal/external temperature control

General Type

- Alert function when deviation from control temperature upper limit and lower limit occurs.
- Easy and convenient to use with simple operation.
- Clear VFD panel for clear information display.
- Applies smart refrigeration system using Jeio Tech's technology.
- Optimized control reduces overall power consumption.
- Easily removable condenser grill structure.
- Equipped with advanced filter with flat plate structure in refrigeration condenser.
- Compact structure design.

RW3-2025

with PPS (poly phenylene sulfide)
Bath Cover (standard)



Structural Functional Features

- Internal circulation and internal/external circulation of solution.
- Refrigerator stopped automatically when it rises too high of temperature, saving power, extending freezer life, and reducing noise generation.
- High-efficiency refrigeration through application of electronic expansion valve.
- Built-in bath cover with handle.
- Internal bath with seamless integral structure. (except RW3-3025, 3035 models)
- Stainless steel material inside and at the top of the bath is excellent in terms of corrosion resistance and clean maintenance.
- Left and right handles for convenient handling.
- Drain valve for easy draining of bath solution.
- Easy-to-clean refrigerator condenser filter.
- Equipped with easy-to-move/install caster.
- 8 models provided according to temperature range, capacity, etc.
- 5-steps pump speed adjustment with simple operation.
- Possible to check and control temperature of sample by connecting to device with an external sensor. (only available option when ordering)

Use Convenience Features

- Temperature calibration of up to 3 points provides more reliable temperature control.
- Optimized control with auto-tuning.
- Save and use 3 frequently used temperatures.
- Wait On/Off timer. (up to 999 hours 59 minutes)
- Microprocessor PID method for precise temperature control.
- USB/RS-232 connection and software provide convenient computer operation and data management.
- Notification of low solution. (low level limiter)
- Automatic restart of operation when power is restored after power failure.
- Monitor via mobile app anytime, anywhere with LC Connected. (Requires LC GreenBox, option)

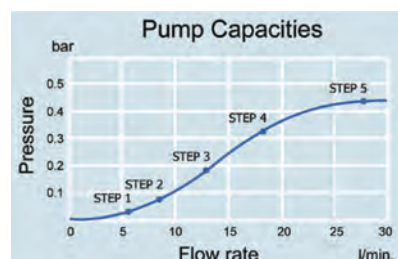
Outstanding Safety

- Top-rated overheating protection system. (Registration KR 10-0397583)
- Over temperature limiting function.
- Prevention of mal-operation with controller lock function.
- Check and alert of temperature sensor abnormality.
- If an error occurs during operation, the details of the error are displayed on the screen and an alarm is sounded.
- Safe structure in which the heater, sensor, and pump inside the bath are separated by covering plates.

Pump Capacity

Pump Step	1	2	3	4	5
Max. pressure (psi)	0.5	1.1	2.4	4.9	5.9
Max. flow rate (L/min)	5.6	8.0	12.8	18.8	28.0

※ Bath fluid : Water





Single-Action refrigeration condenser grill structure allows for detaching and attaching without additional tools.



The drain valve located on the side is simple and convenient to use as it is ball valve type.

Specification

Model		RW3-0525	RW3-1025	RW3-2025	RW3-3025
Bath volume (L / cu ft)		5 / 0.2	10 / 0.4	20 / 0.7	30 / 1.1
Temperature	Working temp. range (°C / °F)	-25 to 150 / -13 to 302	-25 to 150 / -13 to 302	-25 to 150 / -13 to 302	-25 to 150 / -13 to 302
	Temp. stability ¹⁾ (±°C / °F)	0.05 / 0.09	0.05 / 0.09	0.05 / 0.09	0.05 / 0.09
Cooling capacity	at 20°C (+68°F), W	400	560	850	980
	at 0°C (+32°F), W	270	360	610	700
	at -20°C (-4°F), W	140	180	310	465
Dimension	Bath opening / depth (W x D x H, mm / inch)	150 x 99 x 160 / 5.9 x 3.9 x 6.3	211 x 154 x 180 / 8.3 x 6.1 x 7.1	290 x 214 x 200 / 11.4 x 8.4 x 7.9	300 x 264 x 230 / 11.8 x 10.4 x 9.1
	Exterior (W x D x H, mm / inch)	308 x 480 x 733 / 12.1 x 18.9 x 28.9	366 x 532 x 780 / 14.4 x 20.9 x 30.7	386 x 602 x 825 / 15.2 x 23.7 x 32.5	446 x 662 x 895 / 17.6 x 26.1 x 35.2
	Net weight (kg / lbs)	37 / 81.6	44 / 97	60 / 132.3	67 / 147.7
Electrical requirements (230V, A)		50Hz, 11	60Hz, 11	50/60Hz, 12.5	50Hz, 13.5
Cat. No.		AAH57042K	AAH57041K	AAH57052K	AAH57051K
Cat. No. (EU only)		AAH57045K	AAH57041K	AAH57055K	AAH57051K
Electrical requirements (120V, A)		60Hz, 12.6	60Hz, 12.6		
Cat. No.		AAH57043U	AAH57053U	-	-

Model		RW3-0535	RW3-1035	RW3-2035	RW3-3035
Bath volume (L / cu ft)		5 / 0.2	10 / 0.4	20 / 0.7	30 / 1.1
Temperature	Working temp. range (°C / °F)	-35 to 150 / -31 to 302	-35 to 150 / -31 to 302	-35 to 150 / -31 to 302	-35 to 150 / -31 to 302
	Temp. stability ¹⁾ (±°C / °F)	0.05 / 0.09	0.05 / 0.09	0.05 / 0.09	0.05 / 0.09
Cooling capacity	at 20°C (+68°F), W	400	560	850	980
	at 0°C (+32°F), W	270	360	610	700
	at -20°C (-4°F), W	140	180	310	465
Dimension	Bath opening / depth (W x D x H, mm / inch)	150 x 99 x 160 / 5.9 x 3.9 x 6.3	211 x 154 x 180 / 8.3 x 6.1 x 7.1	290 x 214 x 200 / 11.4 x 8.4 x 7.9	300 x 264 x 230 / 11.8 x 10.4 x 9.1
	Exterior (W x D x H, mm / inch)	308 x 480 x 733 / 12.1 x 18.9 x 28.9	366 x 532 x 780 / 14.4 x 20.9 x 30.7	386 x 602 x 825 / 15.2 x 23.7 x 32.5	446 x 662 x 895 / 17.6 x 26.1 x 35.2
	Net weight (kg / lbs)	38 / 83.8	45 / 99.2	60 / 132.3	68 / 149.9
Electrical requirements (230V, 50Hz, A)		12.5	12.5	13.5	13.5
Cat. No.		AAH57142K	AAH57152K	AAH57162K	AAH57172K
Cat. No. (EU only)		AAH57145K	AAH57155K	AAH57165K	AAH57175K
Electrical requirements (230V, 60Hz, A)		12.5	12.5	13.5	13.5
Cat. No.		AAH57141K	AAH57151K	AAH57161K	AAH57171K

※ Technical data (according to DIN 12876)

※ In case using silicon oil, you need to exchange other material tube (inlet and out late part), such as copper tube, a teflon tube instead of a silicon tube in fitting.

1) Bath fluid : Ethanol at -10°C / 14°F

Accessories Page 34 Spring Wire Rack, Test Tube Rack, Silicone Tube, Tubing Insulation, Clamp, Cover, LC GreenBox, External Sensor

Heating Bath Circulator

Suitable for precise temperature testing above ambient temperature

CW3-05P

with PPS (poly phenylene sulfide)
Bath Cover (standard)



CW3-05

with PPS (poly phenylene sulfide)
Bath Cover (standard)



Program Type Features

- 10 Programs & 10 steps program control
- Set time up to 99 hours and 59 minutes per step.
- Intuitive operation with color touch display.
- Digital Input / Output function makes it easy to connect external equipment.

Structural Functional Features

- Minimizes evaporation of internal solution at high temperatures and low-heat conductivity bath cover is provided as standard.
- Minimized usage space with compact design.
- Excellent durability even at high temperatures and repeated use.
- Internal circulation and internal/external circulation of solution.
- Easy to move and manage with the body handle.
- Stainless steel material inside and at the top of the bath is excellent in terms of corrosion resistance and clean maintenance.
- Drain valve for easy draining of bath solution.
- Includes rubber feet for stable product operation.
- 5-steps pump speed adjustment with simple operation.

Outstanding Safety

- Top-rated overheating protection system. (Registration KR 10-0397583)
- Over temperature limiting function.
- Prevention of mal-operation with controller lock function.
- Check and alert of temperature sensor abnormality.
- If an error occurs during operation, the details of the error are displayed on the screen and an alarm is sounded.
- Safe structure in which the heater, sensor, and pump inside the bath are separated by covering plates.

General Type Features

- Alert function when deviation from control temperature upper limit and lower limit occurs.
- Easy and convenient to use with simple operation.
- Clear VFD panel for clear information display.
- Convenient drain valve structure on the front panel.
- Built-in USB connection and dedicated software.

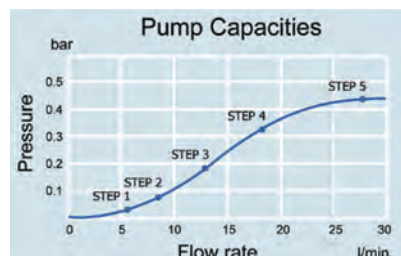
Use Convenience Features

- Temperature calibration of up to 3 points provides more reliable temperature control.
- Optimized control with auto-tuning.
- Save and use 3 frequently used temperatures.
- Wait On/Off timer. (up to 999 hours 59 minutes)
- Microprocessor PID method for precise temperature control.
- Convenient remote control and data management through built-in dedicated software.
- Notification of low solution. (low level limiter)
- Automatic restart of operation when power is restored after power failure.
- Monitor via mobile app anytime, anywhere with LC Connected. (Requires LC GreenBox, option)

Pump Capacity

Pump Step	1	2	3	4	5
Max. pressure (psi)	0.5	1.1	2.4	4.9	5.9
Max. flow rate (L/min)	5.6	8.0	12.8	18.8	28.0

※ Bath fluid : Water





Specification

Model		CW3-05P	CW3-10P	CW3-20P	CW3-30P
Bath volume (L / cu ft)		5 / 0.2	10 / 0.4	20 / 0.7	30 / 1.1
Temperature	Working temp. range (°C / °F)	Amb. +10 to 150 / Amb. +18 to 302	Amb. +10 to 150 / Amb. +18 to 302	Amb. +10 to 150 / Amb. +18 to 302	Amb. +10 to 150 / Amb. +18 to 302
	Temp. stability ¹⁾ (±°C / °F)	0.05 / 0.09	0.05 / 0.09	0.05 / 0.09	0.08 / 0.162
	Heat up time to 70°C / 158 °F (min)	24	31	43	55
Dimension	Bath opening / depth (W x D x H, mm / inch)	150 x 99 x 160 / 5.9 x 3.9 x 6.3	211 x 154 x 180 / 8.3 x 6.1 x 7.1	290 x 214 x 200 / 11.4 x 8.4 x 7.9	300 x 264 x 230 / 11.8 x 10.4 x 9.1
	Exterior (W x D x H, mm / inch)	228 x 395 x 424 / 9.0 x 15.6 x 16.7	289 x 450 x 444 / 11.4 x 17.7 x 17.5	368 x 510 x 464 / 14.5 x 20.1 x 18.3	378 x 560 x 494 / 14.9 x 22 x 19.4
	Net weight (kg / lbs)	12.5 / 27.6	15.0 / 33.1	17.5 / 38.6	19.5 / 43
Electrical requirements (230V, 50/60Hz, A)		8.5	8.5	8.5	8.5
Cat. No.		AAH52741K	AAH52751K	AAH52761K	AAH52771K
Electrical requirements (120V, 60Hz, A)		8.6	8.6	8.6	8.6
Cat. No.		AAH52742U	AAH52752U	AAH52762U	AAH52772U

Model		CW3-05	CW3-10	CW3-20	CW3-30
Bath volume (L / cu ft)		5 / 0.2	10 / 0.4	20 / 0.7	30 / 1.1
Temperature	Working temp. range (°C / °F)	Amb. +10 to 150 / Amb. +18 to 302	Amb. +10 to 150 / Amb. +18 to 302	Amb. +10 to 150 / Amb. +18 to 302	Amb. +10 to 150 / Amb. +18 to 302
	Temp. stability ¹⁾ (±°C / °F)	0.05 / 0.09	0.05 / 0.09	0.05 / 0.09	0.08 / 0.162
	Heat up time to 70°C / 158 °F (min)	15	23	43	55
Dimension	Bath opening / depth (W x D x H, mm / inch)	150 x 99 x 160 / 5.9 x 3.9 x 6.3	211 x 154 x 180 / 8.3 x 6.1 x 7.1	290 x 214 x 200 / 11.4 x 8.4 x 7.9	300 x 264 x 230 / 11.8 x 10.4 x 9.1
	Exterior (W x D x H, mm / inch)	228 x 395 x 424 / 9.0 x 15.6 x 16.7	289 x 450 x 444 / 11.4 x 17.7 x 17.5	368 x 510 x 464 / 14.5 x 20.1 x 18.3	378 x 560 x 494 / 14.9 x 22 x 19.4
	Net weight (kg / lbs)	12.5 / 27.6	15.0 / 33.1	17.5 / 38.6	19.5 / 43
Electrical requirements (230V, 50/60Hz, A)		8.5	8.5	8.5	8.5
Cat. No.		AAH52341K	AAH52351K	AAH52361K	AAH52371K
Electrical requirements (120V, 60Hz, A)		8.6	8.6	8.6	8.6
Cat. No.		AAH52342U	AAH52352U	AAH52362U	AAH52372U

※ The lowest temperature that can be controlled depends on changes in ambient temperature and sample temperature. Therefore, please contact the distributor of our products before purchasing for technical consultation.

※ Technical data (according to DIN 12876)

※ In case using silicon oil, you need to exchange other material tube (inlet and out late part), such as copper tube, a teflon tube instead of a silicon tube in fitting.

1) Bath fluid : Water at 50°C / 122°F


Accessories Page 34 Spring Wire Rack, Test Tube Rack, Silicone Tube, Tubing Insulation, Clamp, Cover, LC GreenBox

Accessories

Stainless Steel Cover

Sturdy, corrosion-resistant, stainless steel material.


Cat. No.	Model
AAA51531	RW3-0525(P), RW3-0535(P), CW3-05(P)
AAA51532	RW3-1025(P), RW3-1035(P), CW3-10(P)
AAA51533	RW3-2025(P), RW3-2035(P), CW3-20(P)
AAA51534	RW3-3025(P), RW3-3035(P), CW3-30(P)



Spring Wire Rack

It has a lattice-shaped double spring structure, which makes it easy to fix various kinds of experiment containers and the height can also be easily adjusted.

Cat. No.	Model
AAA51522	RW3-2025(P), 2035(P)
AAA51523	RW3-3025(P), 3035(P)
AAA51522	CW3-20(P)
AAA51523	CW3-30(P)



Test Tube Rack

Test tubes can be easily fixed in the bath and various models are available according to test tube size. Structure allows for easy adjustment of the degree of tilt and lock.

Cat. No.	Description (mm / inch)	Max. Quantity of Racks
AAA44581	ø8 / 0.3 x 86 tubes	CW3-20(P): 2ea CW3-30(P): 2ea RW3-2025(P): 2ea RW3-2035(P): 2ea RW3-3025(P): 2ea RW3-3035(P): 2ea
AAA44582	ø10 / 0.4 x 86 tubes	
AAA44583	ø12 / 0.5 x 58 tubes	
AAA44585	ø16 / 0.6 x 32 tubes	
AAA44586	ø25 / 1.0 x 19 tubes	
AAA41531	ø8 / 0.3 x 50 tubes	
AAA41532	ø10 / 0.4 x 50 tubes	
AAA41533	ø12 / 0.5 x 33 tubes	
AAA41535	ø16 / 0.6 x 16 tubes	
AAA41539	ø25 / 1.0 x 10 tubes	



External Sensor (for RW3)

Possible to check and control temperature of sample by connecting to device with an external sensor. (only available option when ordering)



Jeio Tech



How to Control Temperature using External Sensor



Cat. No.	Description
AAA51571	External sensor board + External Sensor (3 m)
AAA51572	External sensor board + External Sensor (5 m)

※ If you purchased the RW3 initially without an external sensor, it cannot be added to the product later.

LC GreenBox

Real-time monitoring and control of device operation via mobile app, LC Connected. Up to 4 devices can be connected at once.

Cat. No.	Dimension (W x D x H, mm / inch)
AAHQ1011K	156 x 94 x 34 / 6.1 x 3.7 x 1.3



Silicone Tube

The operating temperature range is -50 to 250°C / -58 to 482°F.
Inner diameter of 10 mm,
Outside diameter of 16 mm.

Cat. No.	Length (m / inch)
00FAA0001110	10 / 393.7



Tubing Insulation

EPDM material insulation prevents heat loss when using external circulation.

Cat. No.	Description
00FEA0001453	I.D. 25 mm (13T)



Tube Clamp

Attachment that stably holds the tube connection.

Cat. No.	Description
00HXE0001099	3/4"
00HXE0001100	5/8"



Bath Circulator

VS.

Chiller



	Bath Circulator (ex. RW3-3035)	Chiller (Recirculating Cooler) (ex. HX-25H)
Application	Preserves precise temperature of external devices where heat removal capacity is not required largely.	Maintains temperature by stably removing large heat generated from external devices.
Cooling Capacity	Heat removal capacity is small. 880W at 20°C / 68°F.	Heat removal capacity is large. 2,800W at 20°C / 68°F.
Temperature Range	Temperature range is wide. -35 to 150°C / -31 to 302°F.	Temperature range is narrow. 3 to 40°C / 37 to 104°F.
Pump Pressure	Circulation pressure is weak. Max. 0.4 bar.	Circulation pressure is strong. Max. 6 bar.

Jeio Tech's Chiller Information [Page 36](#)

Chiller for Rotary Evaporator

- Chiller optimized for rotary evaporator.
- Easy to install and use with compact design.
- Pump In/Out port is located at the upper part, so it is convenient to connect with evaporator.
- Convenient bath fluid injection on the top.
- LCD screen for easy checking of operation status.
- Includes low-level solution alert notification.

Model	RC-05
Temp. Range (°C / °F)	-10 to 30 / 14 to 86
Temp. Stability (±°C / °F)	1.0 / 1.8 at 15°C
Cooling Capacity	580W at 20°C / 68°F
230V, 50/60Hz, A	4
Cat. No.	ACH651012K
Cat. No. (EU only)	ACH651015K



Chiller [Page 44](#)

Heating Bath
















General Application

General experiments: Determination of coliform, dissolution of samples, microbial experiments, bacteria experiments, cell cultures, etc.

	Description	Temp. Range (°C/°F)	Max. Temp. Stability (°C/°F)	Volume (L / cu ft)	Model	Page
Heating Bath	General <ul style="list-style-type: none"> Temperature calibration and timer function. Protection against low fluid level and dry running. 	Amb. +7 to 100 / Amb. +12.6 to 212	0.3 / 0.54 at 50°C	3.5, 11.5, 20 / 0.1, 0.4, 0.7	BW3-G	54
	Agitator <ul style="list-style-type: none"> Improved distribution by agitation. Stirring speed control with the scale knob. 	Amb. +5 to 100 / Amb. +9 to 212	0.1 / 0.18 at 50°C	3.5, 11.5, 20 / 0.1, 0.4, 0.7	BW-H	55
	Visible <ul style="list-style-type: none"> Intuitive viewing window for convenient internal observation Suitable for viscosity measurement as well. 	Amb. +5 to 150 / Amb. +9 to 302	0.1 / 0.18 at 50°C	25, 40 / 0.9, 1.4	VB-G	58
	Shaking <ul style="list-style-type: none"> Provides reliable reciprocating motion Convenient structure for sample handling 	Amb. +5 to 100 / Amb. +9 to 212	0.1 / 0.18 at 50°C	17, 26, 37, 55 / 0.6, 0.9, 1.3, 1.9	BS2	60
Others	Cold Trap <ul style="list-style-type: none"> Trap for water, organic solvents, etc. Possible to use in cooling bath. 	Down to -40 / -40	N/A	4.8 / 0.17	CTB	57

※ The contents of the above and the contents of this catalog may differ depending on the specific model and conditions of use. For the information about the features and specifications that applying to each models, please check the information on the corresponding page of each models.

	Satisfaction with the requirements of European regulations and guidelines.		Real-time equipment monitoring and control system using mobile app.		Registered safety patent based on Jeio Tech's proprietary technology.
	Compliance with Guidelines for Restriction of Hazardous Substances use.		Eco-friendly product that has passed environmental impact assessment tests.		Possible to set end time or start time of device operation.
	PC communication via RS-232 / RS-485 / USB port.		More precise temperature control through 3-point temperature calibration.		More precise temperature control through temperature calibration.
	Over temperature protection function.		Alarm if the water is low level.		It memorizes the state of power failure and operates automatically when power is restored.
	2 year warranty free A/S.				

Heating Bath



Constant temperature bath with proven performance and useful functions applying Jeio Tech's patented safety system

- > **More stable temperature control**
Optimized Microprocessor PID control for more accurate temperature control.
- > **Optimized temperature controls**
Auto-tuning function enabling optimal control even when room temperature or set value is changed frequently.
- > **Temperature calibration function**
Optimized Microprocessor PID control for more accurate temperature control.
- > **Convenient timer function**
Dual wait on/off timer modes.
(1 min. to 999 hr. 59 min.)
- > **Top-grade overheating prevention system (Jeio Tech's patent)**
Even if a failure occurs in the device control unit, the safety function is activated so that it is preferentially operated.
- > **Over temperature shutdown function**
Safety structure with shutdown function using over temperature limiter in case of overheating.
- > **Detection of solution level (BW3, VB, BS2)**
Detecting the level of solution in the bath and stops the device and notifies the user when the fluid level is low.
- > **Convenient solution drainage (BW3, VB, BS2)**
Drain Valve is included as standard, making it easy and convenient to discharge solution in the bath.

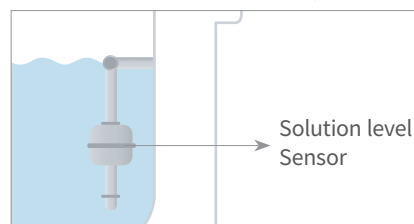
※ Some of the above contents are limited to specific models.



Simultaneously displays set temperature and actual temperature.



Safe use with over temperature protection function.



Warning alarm when water level is low.



Provides optimal choice for diverse experiment needs
Model series according to function classification and usage



General



Agitator



Visible



Shaking

Main Feature	Representative water bath with advanced features and specifications	Uniform heating through magnetic stirring	Convenient for internal observation and easy to measure viscosity	Precision water bath with 200rpm shaking function
Technical Feature	Auto-tuning	Auto-tuning	Auto-tuning	Auto-tuning
	Calibration	Calibration	Calibration	Calibration
	Timer	-	Timer	Timer
	-	-	Communication	Communication
	Drain Valve	-	Drain Valve	Drain Valve
Safety	Over Temp.	Over Temp.	Over Temp.	Over Temp.
	Water Level	-	Water Level	Water Level
	Controller Lock	Controller Lock	Controller Lock	Controller Lock

Heating Bath

General type



Representative water bath with advanced features and specifications.

Structural Functional Features

- Drain valve for easy draining of bath solution. (except for BW3-05G model)
- Convenient structure for sample handling with device control part located on the inside.
- Convenient for carrying and moving with handles on the left and right sides.
- The internal bath is integral structure. It is made of stainless steel and has excellent durability.
- Compact design for excellent space utilization.

Use Convenience Features

- Clear VFD panel for clear information display.
- Microprocessor PID method for precise temperature control.
- Optimized temperature control with temperature auto-tuning.
- 3-point calibration function minimizes temperature deviation.
- Wait On/Off timer. (up to 999 hours 59 minutes)
- Save and use 3 frequently used temperatures.
- Automatic restart of operation when power is restored after sudden power failure.

Outstanding Safety

- Top-rated overheating prevention system. (registration KR 10-0397583)
- Over temperature limit function.
- Safe structure in which the heater, sensor, and pump inside the bath are separated by covering plates.
- Malfunction prevented by controller lock function.
- Self-diagnosis function to check abnormal condition of temperature sensor.



BW3-05G



Larger and brighter clear VFD panels intuitively provide device operation information.

Specification

Model		BW3-05G	BW3-10G	BW3-20G
Bath volume (L / cu ft)		3.5 / 0.1	11.5 / 0.4	20 / 0.7
Temperature	Working temp. range (°C / °F)	Amb. +7 to 100 / Amb. +12.6 to 212	Amb. +7 to 100 / Amb. +12.6 to 212	Amb. +7 to 100 / Amb. +12.6 to 212
	Temp. stability at 50°C (±°C / °F)	0.4 / 0.72	0.3 / 0.54	0.3 / 0.54
	Heat up time to 70°C (min)	34	36	44
Dimension	Bath opening / depth (W x L, D) (mm / inch)	240 x 136, 150 / 9.4 x 5.4, 5.9	300 x 240, 200 / 11.8 x 9.5, 7.9	498 x 300, 200 / 19.6 x 11.8, 7.9
	Exterior (W x L x H) (mm / inch)	307 x 200 x 264 / 12.1 x 7.9 x 10.4	360 x 300 x 294 / 14.2 x 11.8 x 11.6	564 x 356 x 294 / 22.2 x 14 x 11.6
	Net weight (kg / lbs)	6.5 / 14.3	10 / 22	18.5 / 40.8
Electrical requirements (230V, 50/60Hz, A)		3	4.3	8.7
Cat. No.		AAH41305K	AAH41315K	AAH41325K
Electrical requirements (120V, 60Hz, A)		5.8	8.3	8.3
Cat. No.		AAH41306U	AAH41316U	AAH41326U

- ※ The lowest controllable temperature depends on variations in room and sample temperatures. Please contact technical support for consultation before purchasing.
- ※ Technical data (according to DIN 12876)
- ※ Bath fluid : Water

Accessories Page 56 Cover, Spring Wire Rack, Half Shelf Adjuster, Test Tube Rack

Heating Bath Agitator type



Uniform heating through magnetic stirring

Structural Functional Features

- Incorporates agitation function by magnetic stirring to mix solution uniformly and improve temperature uniformity.
- Compact design for excellent space utilization.
- The internal bath is integral structure. It is made of stainless steel and has excellent durability.
- The control part at the bottom front is tilted, making it easier to set up the product and check information.
- Convenient for carrying and moving with handles on the left and right sides.

Use Convenience Features

- Microprocessor PID method for precise temperature control.
- Optimized temperature control with temperature auto-tuning.
- Calibration function minimizes temperature deviation.
- Save and use 3 frequently used temperatures.
- Possible to select whether to use the agitation function or not, and scale-type agitation speed control makes it easy to operate.
- Automatic restart of operation when power is restored after sudden power failure.

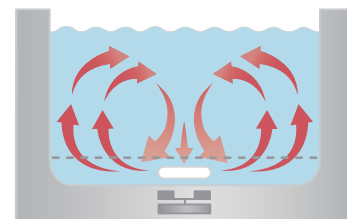
Outstanding Safety

- Top-rated overheating prevention system. (registration 10-0397583)
- Over temperature limit function.
- Malfunction prevented by controller lock function.
- Safe structure in which the heater, sensor, and pump inside the bath are separated by covering plates.
- If an error occurs during operation, the details of the error are shown on the display and an alarm is sounded.



BW-10H

with Gable Cover & Test Tube Rack (Option)



Circulation of solution by an agitator

Specification

Model		BW-05H	BW-10H	BW-20H
Bath volume (L / cu ft)		3.5 / 0.1	11.5 / 0.4	20 / 0.7
Temperature	Working temp. range (°C / °F)	Amb. +5 to 100 / Amb. +9 to 212	Amb. +5 to 100 / Amb. +9 to 212	Amb. +5 to 100 / Amb. +9 to 212
	Temp. stability at 50°C (±°C / °F)	0.1 / 0.18	0.1 / 0.18	0.1 / 0.18
	Heat up time to 70°C (min)	25	45	50
Dimension	Bath opening / depth (W x L, D) (mm / inch)	240 x 136, 150 / 9.4 x 5.4, 5.9	300 x 240, 200 / 11.8 x 9.5, 7.9	498 x 300, 200 / 19.6 x 11.8, 7.9
	Exterior (W x L x H) (mm / inch)	307 x 216 x 266 / 12.1 x 8.5 x 10.5	364 x 316 x 318 / 14.3 x 14.4 x 12.5	564 x 372 x 318 / 22.2 x 14.6 x 12.5
	Net weight (kg / lbs)	6.5 / 14.3	9.5 / 21	15.5 / 34.2
Electrical requirements (230V, 50/60Hz, A)		3.0	4.3	8.7
Cat. No.		AAH45115K	AAH45125K	AAH45135K
Electrical requirements (120V, 60Hz, A)		5.8	8.3	8.3
Cat. No.		AAH45113U	AAH45123U	AAH45133U

※ The lowest controllable temperature depends on variations in room and sample temperatures. Please contact technical support for consultation before purchasing.

※ Technical data (according to DIN 12876)

※ Bath fluid : Water, Using agitator

Accessories Page 56 Cover, Spring Wire Rack, Half Shelf Adjuster, Test Tube Rack

Accessories




Gable Type

- Prevents condensed water from falling onto specimen with gable roof shape.
- Transparency making it convenient internal observation.




Flat Type

- Made from stainless steel with high corrosion resistance even with long-term use.
- Convenient handle.



Open Ring Type

- Select the ring size according to flask size.
- Multiple rings in one hole allow for adjustment.



Spring Wire Rack

- It has a lattice-shaped double spring structure, which makes it easy to fix various kinds of experiment containers and the height can also be easily adjusted.
- Excellent corrosion resistance as made from stainless steel.



Half Shelf Adjuster

- Easy-to-use pedestal structure when using low-height experiment container.
- Convenient height adjustment.
- Convenient for handling with handles on either side.



Test Tube Rack

- Fix test tubes of various sizes.
- Excellent durability as made from stainless steel.
- Structure allowing tilt adjustment.

Model		BW3-05G	BW3-10G	BW3-20G	BW-05H	BW-10H	BW-20H	
Cover	Gable Type	AAA45531	AAA45532	AAA45533	AAA45531	AAA45532	AAA45533	
	Flat Type	AAA45541	AAA45542	AAA45543	AAA45541	AAA45542	AAA45543	
	Open Ring (mm / inch)	Ø80 / Ø3.1 x 2ea	AAA45521	-	-	AAA45521	-	-
		Ø80 / Ø3.1 x 4ea	-	AAA45522	-	-	AAA45522	-
		Ø80 / Ø3.1 x 8ea	-	-	AAA45523	-	-	AAA45523
		Ø110 / Ø4.3 x 1ea	AAA45524	-	-	AAA45524	-	-
		Ø110 / Ø4.3 x 2ea	-	AAA45525	-	-	AAA45525	-
		Ø110 / Ø4.3 x 6ea	-	-	AAA45527	-	-	AAA45527
		Ø185 / Ø7.3 x 1ea	-	AAA45526	-	-	AAA45526	-
Ø185 / Ø7.3 x 2ea	-	-	AAA45528	-	-	AAA45528		
Rack ¹⁾	Spring Wire Rack	-	AAA45502	AAA45503	-	AAA45502	AAA45503	
	Half Shelf Adjuster	AAA45511	AAA45512	AAA45513	AAA45511	AAA45512	AAA45513	
	Test Tube Rack (mm / inch)	Ø8 / Ø0.3 x 50 tubes	AAA41531	-	-	AAA41531	-	-
		Ø10 / Ø0.4 x 50 tubes	AAA41532	-	-	AAA41532	-	-
		Ø12 / Ø0.5 x 33 tubes	AAA41533	-	-	AAA41533	-	-
		Ø16 / Ø0.6 x 16 tubes	AAA41535	-	-	AAA41535	-	-
		Ø25 / Ø1.0 x 10 tubes	AAA41539	-	-	AAA41539	-	-
		Ø8 / Ø0.3 x 176 tubes	-	AAA45551	AAA45551	-	AAA45551	AAA45551
		Ø10 / Ø0.4 x 176 tubes	-	AAA45552	AAA45552	-	AAA45552	AAA45552
		Ø12 / Ø0.5 x 84 tubes	-	AAA45554	AAA45554	-	AAA45554	AAA45554
		Ø16 / Ø0.6 x 68 tubes	-	AAA45556	AAA45556	-	AAA45556	AAA45556
		Ø25 / Ø1.0 x 33 tubes	-	AAA45561	AAA45561	-	AAA45561	AAA45561
	Max.mounting quantity	1ea	1ea	2ea	1ea	1ea	2ea	

1) These accessories cannot be used with flat cover. Please use gable cover.

Cold Trap Bath



Collect organic solvent at as low as -40°C / -40°F

Structural Functional Features

- Capture moisture, organic solvents, etc. at as low as -40°C / -40°F.
- 2 glass traps provided as standard.
- Glass trap is simple to install and fix, and it's easy to handle collected liquid/solvents.
- Can be used in baths that requires rapid low temperature.
- Compact design makes installation convenient.
- Easy to clean condenser filter to maintain refrigeration efficiency with detachable condenser cover.

Use Convenience Features

- Digitally displays the internal temperature at the front of the device.
- Provides the ability to dissolve and discharge ice or solid solvents inside.



CTB-10

Accessories

Glass Trap

- Ability to capture trapped solvents or moisture.

Cat. No.	Model
00FCA0001110	Glass Trap (1ea)



Specification

Model		CTB-10
Temperature range (°C / °F)		Down to -40 / -40
Material	Bath external	Stainless steel, 1.2t, Double painted & baked
	Bath up desk	Stainless steel, 1.5t
	Insulation	Polyurethane foam (30mm)
	Refrigerator	1/2 HP, R-404A (LBP)
Dimension	Volume (L / cu ft)	4.8 / 0.17
	Bath (Ø x H, mm / inch)	210 x 204 / 8.3 x 8
	Glass trap (Ø x H, mm / inch)	60 x 262 / 2.4 x 103
	Exterior (W x D x H) (mm / inch)	360 x 465 x 555 / 14.1 x 18.3 x 21.9
	Net weight (kg / lbs)	46 / 101.4
Electrical requirements (230V, 50/60Hz, A)		4.5
Cat. No.		AAH62012K
Cat. No. (EU only)		AAH62015K

Heating Bath

Visible type

Convenient for internal observation and easy to measure viscosity

Structural Functional Features

- Excellent temperature variation with internal circulation pump.
- Includes 5-step pump circulation speed adjustment function.
- Includes cooling line connecting with external cooling equipment.
- Bath cover provided as standard for easy viscometer installation.
- Convenient to use thermometer hole in bath cover.
- Drain valve for easy draining of bath solution.
- Convenient structure for sample handling due to the dropped location of the internal bath and device control part.

Use Convenience Features

- Temperature adjustment control with 0.01°C resolution.
- Microprocessor PID method for precise temperature control.
- Optimized temperature control with temperature auto-tuning.
- Calibration function minimizes temperature deviation.
- Wait On/Off timer. (up to 99 hours 59 minutes)
- Automatic restart of operation when power is restored after sudden power failure.
- Save and use 3 frequently used temperatures.
- Low level limiter.
- Operation and data management with computer connection.
- Monitor via mobile app anytime, anywhere with LC Connected. (Requires LC GreenBox, option)

Outstanding Safety

- Top-rated overheating prevention system. (registration KR 10-0397583)
- Over temperature limit function.
- Malfunction prevented by controller lock function.
- Self-diagnosis function to check abnormal condition of temperature sensor.



VB-40G

with Bath Cover (standard)

Specification

Model		VB-25G	VB-40G
Bath volume (L / cu ft)		25 / 0.9	40 / 1.4
Temperature	Working temp. range (°C / °F)	Amb. +5 to 150 / Amb. +9 to 302	Amb. +5 to 150 / Amb. +9 to 302
	Temp. stability at 50°C (±°C / °F)	0.1 / 0.18	0.1 / 0.18
	Heat up time to 70°C (min)	35	55
Dimension	Bath opening / depth (W x L, D) (mm / inch)	145 x 265, 330 / 5.7 x 10.4, 13	295 x 265, 330 / 11.6 x 10.4, 13
	Cover lids (mm / inch)	Φ51 x 5ea / Φ2 x 5ea	Φ51 x 8ea / Φ2 x 8ea
	Hole for thermometer (mm / inch)	Φ12.6 x 1ea	Φ0.5 x 1ea
	Exterior (W x L x H) (mm / inch)	492 x 374 x 536 / 19.4 x 14.7 x 21.1	642 x 374 x 536 / 25.3 x 14.7 x 21.1
	Net weight (kg / lbs)	28 / 61.7	37 / 81.6
Electrical requirements (230V, 50/60Hz, A)		13	13
Cat. No.		AAH43302K	AAH43402K

※ The lowest controllable temperature depends on variations in room and sample temperatures. Please contact technical support for consultation before purchasing.



Superior Internal Observation

- The front and back parts of the bath are made of transparent glass and can be easily used for experiments that require internal observation, viscosity measurement, etc.
- The front/rear view windows are made of reinforced glass with double-sided structure on each side and have excellent insulation and tightness.



Convenient Viscometer Fixation

- Hole and hole cover for viscometer installation can be mounted on stainless steel bath cover.
- Viscometer holder (option) to fix the viscometer to the bath to perform viscosity measurement.



Accessories

Viscometer Holder

- Holder that can fix to the hole in the bath cover by fixing the viscometer.
- Convenient structure for detachment and mount of viscometer.

Cat. No.	Max. Mountable Holders	
	VB-25G	VB-40G
AAA43501	5	8



Bath Circulator

- External circulation required for maintaining low temperature when using transparent constant temperature water bath at temperatures under high temperature.
- Connects to the cooling line of the transparent constant temperature water bath.
- For more information on the Bath Circulator, see [Page 24](#)



LC GreenBox

- Real-time monitoring and control of device operation via mobile app, LC Connected.
- Up to 4 devices can be connected.



Description	Dimension (W x D x H, mm / inch)	Cat. No.
LC GreenBox	156 x 94 x 34 / 6.1 x 3.7 x 1.3	AAHQ1011K

Shaking Heating Bath

More precise and stable shaking and temperature control.

Structural Functional Features

- Precise rpm(Max 200rpm) and temperature(Max 100°C) control with superior accuracy.
- Excellent temperature distribution through stirring motion. (50°C±0.1°C)
- Better performance with 3-points temperature calibration and 1-point shaking calibration.
- Stable shaking ability minimizes vibration under high loads.
- PID control optimal for the bath.
- Bath structure with a smooth and circulatory flow of water.
- Extended height for larger sample volumes (maximum 2.8L of flasks).



BS2-10

Use Convenience Features

- Real-time temperature and rpm control through mobile monitoring system(option)
- Scheduling optimization through an automatic on/off timer (up to a maximum of 999 hours and 59 minutes).
- Easy operation and monitoring with a touch color display.
- Drain port of high accessibility located on the side.
- Real-time monitoring and control of RPM even while in operation.

	Uncalibrated	Calibrated
Calibration 1	30.0 °C	31.2 °C
Calibration 2	40.0 °C	39.6 °C
Calibration 3	50.0 °C	49.0 °C



3-point calibration

Visual monitoring and control of RPM during operation

Outstanding Safety

- Audio and visual alarms ring when there is not enough water to prevent overheating.
- Alarm when temperature and speed deviation occur or abnormal condition of temperature sensor.
- Over-current and short circuit protection of device.



Real-time monitoring and control via mobile (option)

Inner Gable Cover

- Minimizes evaporation by using the mounted gable cover.
- Gable roof-shape interior prevents condensed water from falling onto specimen
- Open and close smoothly by applying torque hinge technology.




Spring Wire Rack

- Excellent corrosion resistance as made from stainless steel (1ea: standard)
- Easy to maintain as structure makes for convenient attachment to body.
- It has a lattice-shaped double spring structure, which makes it easy to fix various kinds of experiment containers and the height can also be easily adjusted.

Cat. No.	Model
AAA44571	BS2-10
AAA44572	BS2-15
AAA44573	BS2-20
AAA44574	BS2-30





Specification

Model		BS2-10	BS2-15	BS2-20	BS2-30
Bath volume (L / cu ft)		17 / 0.6	26 / 0.9	37 / 1.3	55 / 1.9
Temperature	Working temp. range (°C / °F)	Amb. +5 to 100 / Amb. +9 to 212	Amb. +5 to 100 / Amb. +9 to 212	Amb. +5 to 100 / Amb. +9 to 212	Amb. +5 to 100 / Amb. +9 to 212
	Temp. stability at 50°C (± °C / °F)	0.1 / 0.18	0.1 / 0.18	0.1 / 0.18	0.1 / 0.18
Shaking system	Motion type	Reciprocal	Reciprocal	Reciprocal	Reciprocal
	Frequency (rpm)	30 to 200	30 to 200	30 to 200	30 to 200
	Stroke length (mm / inch)	25 / 0.98	25 / 0.98	30 / 1.18	30 / 1.18
Dimension	Bath opening, depth (W x L, D) (mm / inch)	143 x 269, 192 / 5.6 x 10.6, 7.6	263 x 269, 192 / 10.4 x 10.6, 7.6	415 x 269, 192 / 16.3 x 10.6, 7.6	565 x 319, 192 / 22.2 x 12.6, 7.6
	Exterior (W x L x H) (mm / inch)	474 x 417 x 426 / 18.7 x 16.4 x 16.8	594 x 417 x 426 / 23.5 x 16.4 x 16.8	746 x 417 x 426 / 29.4 x 16.4 x 16.8	882 x 467 x 426 / 34.7 x 18.4 x 16.8
	Net weight (kg / lbs)	23 / 51	27 / 60	31 / 68	38 / 84
Electrical requirements (230V/60Hz, A)		3.7	4.6	8.9	8.9
Cat. No.		AAH44105K	AAH44155K	AAH44205K	AAH44305K
Electrical requirements (120V, 60Hz, A)		7.1	8.8	-	-
Cat. No.		AAH44103U	AAH44153U	-	-

- ※ The lowest controllable temperature depends on variations in room and sample temperatures. Please contact technical support for consultation before purchasing.
- ※ Technical data (according to DIN 12876)
- ※ Bath fluid : Water

Accessories

Flask Clamp

- Clamp being able to hold an erlenmeyer flask.
- Excellent durability as made of stainless steel.
- Equipped with flask clamps of the desired size/ quantity on the universal platform and used inside the bath.

Cat. No.	Flask Clamp	Max. Mountable Flask Clamps			
		BS2-10	BS2-15	BS2-20	BS2-30
AAA23550	50 ml	9	12	20	32
AAA23551	100 ml	3	9	15	24
AAA23552	250 ml	2	4	8	12
AAA23556	300 ml	2	4	8	12
AAA23553	500 ml	2	4	6	12
AAA23554	1 L	1	2	4	6
AAA23555	2 L ¹⁾	-	1	2	3
AAA23557	2.8 L ¹⁾	-	1	1	2

1) 2 L and 2.8 L flasks can be used with the bath cover opened.



Universal Platform

- Accessories for mounting flask clamp, test tube rack, etc. inside bath.
- Can be used instead of the spring part in the spring wire rack.

Cat. No.	Model
AAA44521	BS2-10
AAA44522	BS2-15
AAA44523	BS2-20
AAA44524	BS2-30



Dedicated Platform

- Set of 250 ml/500 ml flask clamps mounted on Universal Platform.
- Can be used instead of the spring part in the spring wire rack.

Cat. No.	Flask Clamps	Model
AAA44531	250 ml x 2ea	BS2-10
AAA44532	500 ml x 2ea	
AAA44541	250 ml x 4ea	BS2-15
AAA44542	500 ml x 4ea	
AAA44551	250 ml x 8ea	BS2-20
AAA44552	500 ml x 6ea	
AAA44561	250 ml x 12ea	BS2-30
AAA44562	500 ml x 12ea	



Test Tube Rack

- Fix test tubes of various sizes.
- Excellent durability as made of stainless steel.
- Structure allows tilt adjustment.
- Can be used instead of the spring part in the spring wire rack.

Cat. No.	Description (mm / inch)	Max. Quantity of Racks
AAA44581	ø8 / ø0.3 x 86 Tubes	BS2-10 : 1ea BS2-15 : 2ea BS2-20 : 3ea BS2-30 : 4ea
AAA44582	ø10 / ø0.4 x 86 Tubes	
AAA44583	ø12 / ø0.5 x 58 Tubes	
AAA44585	ø16 / ø0.6 x 32 Tubes	
AAA44586	ø25 / ø1.0 x 19 Tubes	



Stainless Steel Cover

- Sturdy, corrosion-resistant, stainless steel material.

Cat. No.	Model
AAA44600	BS2-10
AAA44601	BS2-15
AAA44602	BS2-20
AAA44603	BS2-30

LC GreenBox

- Real-time monitoring the state of a device via mobile app (LC Connected) under an internet connection.
- Available to connect 4 devices in max for 1 unit of LC GreenBox.

Cat. No.	Dimension (W x D x H, mm / inch)
AAHQ1011K	156 x 94 x 34 / 6.14 x 3.7 x 1.34